

## Schedule for Voting


### Students' Council Election 2024


Date: 30/06/2024

Duration: 8:00 AM to 4:00 PM

Degree	Branch	Year	Time Slot
Ph.D.	All Branch	All years	08:00 am - 9:00 am
B.Tech	CE, EE	2 <sup>nd</sup>	09:00 am – 9:35 am
B.Tech	CH, CS	2 <sup>nd</sup>	9:35 am – 10:10 am
B.Tech	ME	2 <sup>nd</sup>	10:10 am – 10:45 am
B.Tech	EC	2 <sup>nd</sup>	10:45 am – 11:20 am
B.Tech	AI	2 <sup>nd</sup>	11:20 am – 12:20 pm
M.Tech	All Branch	All years	11:20 am – 12:20 pm
M.Sc.	All Branch	2 <sup>nd</sup> to 3 <sup>rd</sup>	12:20 pm – 1:00 pm
M.Sc.	All Branch	4 <sup>th</sup> to 5 <sup>th</sup>	1:00 pm – 1:40 pm
B.Tech	CE, EE	3 <sup>rd</sup> & 4 <sup>th</sup>	1:40 pm – 2:15 pm
B.Tech	CH, CS	3 <sup>rd</sup> & 4 <sup>th</sup>	2:15 pm – 2:50 pm
B.Tech	ME	3 <sup>rd</sup> & 4 <sup>th</sup>	2:50 pm – 3:25 pm
B.Tech	EC	3 <sup>rd</sup> & 4 <sup>th</sup>	3:25 pm – 4:00 pm

Stepwise Instructions for voting are provided in **Annexure I**

  
Election Officer

  
Dean (SW) 28.06.24

Enclosure: Annexure I



## Instruction for Online Voting: SC Election 2024

It is mandatory to use MOZILLA FIREFOX Web Browser (latest version) for Voting

The students need to follow the below steps for Voting:

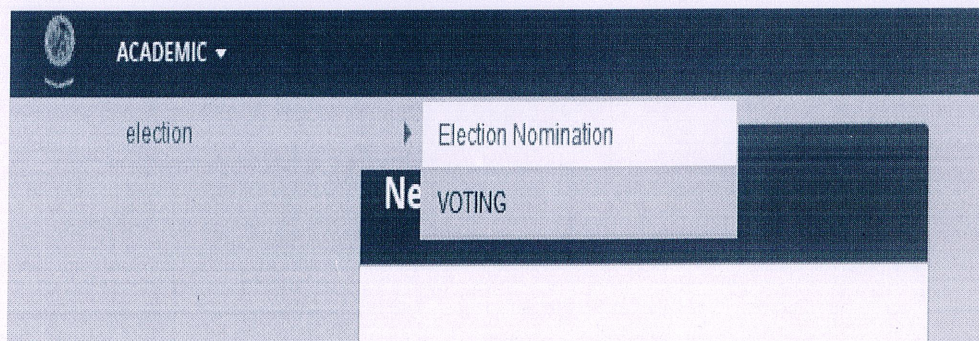
**Step 1** –Login with your credentials on student portal:

<https://mis.svnit.ac.in/SVELECTION>

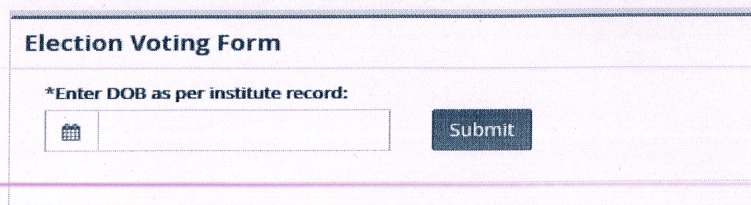
For credentials, enter the MIS user name (For Example: U20XXYYYY/I20XXYYYY) and password.



**Step 2** – Navigate to the page Academic→ Election→ Voting



**Step3** – Enter your DOB as per the Institute record.





**Step 4** – Select election voting post from the drop down menu

**Election Voting Form** Note : \* Marked fields are mandatory

*Election Post:	Completed Voting
Please Select	Executive Wing-Student General Secretary Pending
	Executive Wing-Co- Curricular affairs Secretary Pending
	Executive Wing-Research Innovation Affairs Secretary Pending
	Executive Wing-Hostel Affairs Secretary Pending
	Executive Wing-Sports Secretary Pending
	Executive Wing-Cultural Affairs Secretary Pending
	Executive Wing-Alumni Training Placement Affairs Secretary Pending
	Student Affairs Council-PHD Councillors from the Engineering Program Pending

**Step 5** – For each post you select, you can see the list of nominated student(s). Select the appropriate radio button against candidate's name to vote. Confirmation voting message will appear in the form of popup window.

**Election Voting Form** Note : \* Marked fields are mandatory

*Election Post:	Completed Voting
Please Select	Executive Wing-Student General Secretary Pending
Please Select	Executive Wing-Co- Curricular affairs Secretary Pending
Executive Wing-Student General Secretary	Executive Wing-Research Innovation Affairs Secretary Pending
Executive Wing-Co- Curricular affairs Secretary	Executive Wing-Hostel Affairs Secretary Pending
Executive Wing-Research Innovation Affairs Secretary	Executive Wing-Sports Secretary Pending
Executive Wing-Hostel Affairs Secretary	Executive Wing-Cultural Affairs Secretary Pending
Executive Wing-Sports Secretary	Executive Wing-Alumni Training Placement Affairs Secretary Pending
Executive Wing-Cultural Affairs Secretary	Executive Wing-Alumni Training Placement Affairs Secretary Pending
Executive Wing-Alumni Training Placement Affairs Secretary	Executive Wing-Alumni Training Placement Affairs Secretary Pending
Student Affairs Council-PHD Councillors from the Engineering Program	Student Affairs Council-PHD Councillors from the Engineering Program Pending

**Step 6** – Cross verify the **completed voting** list for the post selected by you.

**Step 7-** Logout from the MIS after voting is finished.

**Important Note:**

- 1) You will get 5 minutes to finish complete voting procedure – if you do not complete in 5 minutes, you will be auto logged out. If you are logged out due to any problem after login, you can relogin but the total time in case of multi login will remain 5 minutes only.
- 2) You will be allowed to login only during your allotted slot. During other time slots, your login will remain disabled.