

# Hostel Section

## Sardar Vallabhbhai National Institute of Technology, Surat

### Online Payment

STEP 1 Go to the web link: <https://www.onlinesbi.com/prelogin/icollecthome.htm>  
And at the bottom select the check box with the instruction "Click Check Box to Proceed for payment"



The screenshot shows a web browser window with the URL <https://www.onlinesbi.com/prelogin/icollecthome.htm>. The page header features the State Bank of India logo and the tagline "The Banker to Every Indian". Below the header, there is a banner for "STATE BANK COLLECT A MULTI-MODAL PAYMENT PORTAL" with an illustration of a laptop displaying "PAYMENT ONLINE".

**DISCLAIMER CLAUSE**

डिस्क्लेमर क्लॉज़ हिंदी में देखने हेतु [यहाँ क्लिक करें](#).  
[Click here](#) to view the disclaimer clause in Hindi.

**Terms Used:**

- ▶ **Corporate Customer:** Firm/Company/Institution (F/C/I) collecting payment from their beneficiaries.
- ▶ **User:** The beneficiary making a payment to F/C/I for the services/goods availed.
- ▶ Bank shall not be responsible, in any way, for the quality or merchantability of any product/merchandise or any of the services related thereto, whatsoever, offered to the User by the Corporate Customer. Any disputes regarding the same or delivery of the Service or otherwise will be settled between Corporate Customer and the User and Bank shall not be a party to any such dispute. Any request for refund by the User on any grounds whatsoever should be taken up directly with the Corporate Customer and the Bank will not be concerned with such a request.
- ▶ Bank takes no responsibility in respect of the services provided and User shall not be entitled to make any claim against the Bank for deficiency in the services provided by the Corporate Customer.
- ▶ The User shall not publish, display, upload or transmit any information prohibited under Rule 3(2) of the Information Technology (Intermediaries guidelines) Rules, 2011.
- ▶ In case of non-compliance of the terms and conditions of usage by the User, the Bank has the right to immediately terminate the access or usage rights of the User to the computer resource of the Bank and remove the non-compliant information.

I have read and accepted the terms and conditions stated above.  
(Click Check Box to proceed for payment.)

© Copyright 2013 OnlineSBI Privacy Statement | Disclosure | Terms of Use

STEP 2

The screenshot shows a web browser window with the State Bank of India logo and the URL <https://www.onlinesbi.com/prelogin/institutiontypedisplay.htm>. The page header includes the State Bank Group logo and an 'Exit' button. Below the header, there are navigation tabs for 'State Bank Collect', 'State Bank MOPS', and 'Pay EPFO'. The main content area is titled 'State Bank Collect' and includes a breadcrumb trail: 'You are here: State Bank Collect > State Bank Collect'. A left sidebar contains links for 'State Bank Collect', 'Reprint Remittance Form', and 'Payment History'. The main form area is titled 'State Bank Collect' and features a sub-header 'Select State and Type of Corporate / Institution'. It contains two dropdown menus: 'State of Corporate/Institution \*' with a value of '--Select State--' and 'Type of Corporate/Institution \*' with a value of '----- Select Type -----'. A 'Go' button is positioned below the dropdowns. A 'Go' button is also present in the bottom right of the form area. Below the form, there is a list of notes: 'Mandatory fields are marked with an asterisk (\*)' and 'State Bank Collect is a unique service for paying online to educational institutions, temples, charities and/or any other corporates/institutions who maintain their accounts with the Bank.' The footer of the page contains the copyright notice '© Copyright OnlineSBI' and links for 'Privacy Statement', 'Disclosure', and 'Terms of Use'. The system tray at the bottom shows the time as 5:47 PM and includes icons for network, volume, and other background applications.

STEP 3

The screenshot shows a web browser window with the State Bank of India logo and the URL <https://www.onlinesbi.com/prelogin/institutiontypedisplay.htm?back=yes>. The page header includes the State Bank Group logo and an 'Exit' button. Below the header, there are navigation tabs for 'State Bank Collect', 'State Bank MOPS', and 'Pay EPFO'. The main content area is titled 'State Bank Collect' and includes a breadcrumb trail: 'You are here: State Bank Collect > State Bank Collect'. A left sidebar contains links for 'State Bank Collect', 'Reprint Remittance Form', and 'Payment History'. The main form area is titled 'State Bank Collect' and features a sub-header 'Select State and Type of Corporate / Institution'. It contains two dropdown menus: 'State of Corporate/Institution \*' with 'Gujarat' selected, and 'Type of Corporate/Institution \*' with 'Educational Institutions' selected. A 'Go' button is positioned below the second dropdown. A timestamp '07-Jul-2016 [05:44 PM IST]' is displayed in the top right corner of the form area. Below the form, there is a note with a pencil icon: 'Mandatory fields are marked with an asterisk (\*)' and 'State Bank Collect is a unique service for paying online to educational institutions, temples, charities and/or any other corporates/institutions who maintain their accounts with the Bank.' The footer of the page contains the copyright notice '© Copyright OnlineSBI' and links for 'Privacy Statement', 'Disclosure', and 'Terms of Use'.

STEP 4

The screenshot shows a web browser window with the URL <https://www.onlinesbi.com/prelogin/displayinstitutions.htm>. The page header includes the State Bank of India logo and the text "State Bank Group". Below the header, there are navigation tabs for "State Bank Collect", "State Bank MOPS", and "Pay EPFO". An "Exit" button is located in the top right corner. The main content area is titled "State Bank Collect" and includes a breadcrumb trail: "You are here: State Bank Collect > State Bank Collect". A left-hand navigation menu lists "State Bank Collect", "Reprint Remittance Form", and "Payment History". The main form area contains a dropdown menu labeled "Select from Educational Institutions \*" with the text "Educational Institutions Name" and a selection box showing "--Select Educational Institutions--". Below the dropdown are "Submit" and "Back" buttons. A note at the bottom of the form states "Mandatory fields are marked with an asterisk (\*)". The footer of the page contains the copyright notice "© Copyright OnlineSBI" and links for "Privacy Statement", "Disclosure", and "Terms of Use".

STEP 5

State Bank of India

https://www.onlinesbi.com/prelogin/displayinstitutions.htm

**State Bank Group**

Exit

State Bank Collect   State Bank MOPS   Pay EPFO

You are here: State Bank Collect > [State Bank Collect](#)

- State Bank Collect
  - Reprint Remittance Form
  - Payment History

**State Bank Collect** 07-Jul-2016 [05:44 PM IST]

Select from Educational Institutions \*

Educational Institutions Name: HOSTEL ADMISSION FEE

Submit Back

Mandatory fields are marked with an asterisk (\*)

© Copyright OnlineSBI   Privacy Statement | Disclosure | Terms of Use

STEP 6

State Bank of India x

https://www.onlinesbi.com/prelogin/displayfeepaymentdetails.htm

**State Bank Group**


Exit

State Bank Collect State Bank MOPS Pay EPFO

You are here: State Bank Collect > [State Bank Collect](#)


State Bank Collect  
Reprint Remittance Form  
Payment History

**State Bank Collect** 07-Jul-2016 [05:44 PM IST]

 **HOSTEL ADMISSION FEE**  
HOSTEL SECTION SVNIT ICHCHHANATH SURAT, , SURAT-395007

Provide details of payment

Select Payment Category \* --Select Category--



- ❖ Mandatory fields are marked with an asterisk (\*)
- ❖ The payment structure document if available will contain detailed instructions about the online payment process.
- ❖ Date specified(if any) should be in the format of 'ddmmyyyy'. Eg., 02082008

© Copyright OnlineSBI Privacy Statement | Disclosure | Terms of Use

STEP 7

SVNIT - 'Connecting Life and ... State Bank of India

https://www.onlinesbi.com/prelogin/displayfeepaymentdetails.htm

**State Bank Group**


Exit

State Bank Collect State Bank MOPS Pay EPFO

You are here: State Bank Collect > State Bank Collect

State Bank Collect  
Reprint Remittance Form  
Payment History

**State Bank Collect** 06-Jan-2017 [02:46 PM IST]

 **HOSTEL ADMISSION FEE**  
*HOSTEL SECTION SVNIT ICHCHHANATH SURAT, , SURAT-395007*


Provide details of payment

Select Payment Category \* SVNIT HOSTEL MESS FEE

Mandatory fields are marked with an asterisk (\*)

Enter Registration No. \*

Submit



- ❖ Mandatory fields are marked with an asterisk (\*)
- ❖ The payment structure document if available will contain detailed instructions about the online payment process.
- ❖ Date specified(if any) should be in the format of 'ddmmyyyy'. Eg. , 02082008

© Copyright OnlineSBI Privacy Statement | Disclosure | Terms of Use

STEP 8

SVNIT - 'Connecting Life and ... State Bank of India

https://www.onlinesbi.com/prelogin/suvidhaparamdisplay.htm

**State Bank Group**


Exit

State Bank Collect State Bank MOPS Pay EPFO

You are here: State Bank Collect > State Bank Collect

State Bank Collect  
Reprint Remittance Form  
Payment History


**State Bank Collect** 06-Jan-2017 [02:50 PM IST]

 **HOSTEL ADMISSION FEE**  
HOSTEL SECTION SVNIT ICHCHHANATH SURAT, , SURAT-395007

Provide details of payment

Select Payment Category *	SVNIT HOSTEL MESS FEE ▾
Registration No. *	U16ME212
Name of Student *	NIKHIL MURARKA
Father Name *	NA
Type of Student *	Male
Course *	B.Tech
Year *	I
Hostel Name *	Gajjar Bhavan
Type of Accommodation *	Double
Room No. *	A102
Total Amount *	14000
Remarks	<input type="text"/>

Please enter your Name, Date of Birth & Mobile Number. This is required to reprint your e-receipt / remittance(PAP) form, if the need arises.

Name *	<input type="text"/>
Date of Birth *	<input type="text"/> 
Mobile Number *	<input type="text"/>
Enter the text as shown in the image *	<input type="text"/> <b>3F723</b>

Submit Reset Back

start EVEN SEM MESS ADV... State Bank of India - ... Desktop 2:50 PM



STEP 9

The screenshot shows the State Bank Multi Option Payment System (MOPS) website. The browser address bar displays <https://www.onlinesbi.com/prelogin/suvidhamopsgateway.htm>. The page header includes the State Bank MOPS logo and the text "Multi Option Payment System" and "State Bank Collect".

NET BANKING		CARD PAYMENTS	
State Bank of India <small>Work with us - all the way</small>	Bank Charges: 11.5	This payment mode is not available between 23:30 hours IST and 00:30 hours IST	
State Bank of Bikaner and Jaipur <small>The Best with a Vision</small>	Bank Charges: 11.5	State Bank ATM-cum-Debit Card	Bank Charges: Rs 11.5
State Bank of Hyderabad <small>You Can Always Bank on Us</small>	Bank Charges: 11.5	Other Banks Debit Cards	Bank Charges: Rs 388.7
State Bank of Mysore <small>Banking for a Better Tomorrow</small>	Bank Charges: 11.5	Credit Cards	Bank Charges: Rs 388.7
State Bank of Patiala <small>Bank You Deserve Even just 200 Km</small>	Bank Charges: 11.5	<b>OTHER PAYMENT MODES</b>	
State Bank of Travancore <small>A Long Tradition of Excellence</small>	Bank Charges: 11.5	SBI BRANCH	Bank Charges: Rs 58.0
Other Banks Internet Banking	Bank Charges: 17.25	Buddy	Bank Charges: Rs 5.75

STEP 10

Pay the fee selecting the mode of your choice.

STEP 11

Take Printout in duplicate and submit it to Hostel Section under the schedule displayed.

The screenshot shows the Windows taskbar with the following open applications: State Bank Multi Op..., Microsoft Excel - On..., and HOSTEL ADMISSIO... The system tray on the right shows the time as 5:54 PM.